

LANDSCAPE CATALOG 2025



Southington
Norwich
East Hartford
Bridgeport
Danbury
Seymour



www.SPDIonline.com

STONE RIDGE



- ✓ Multi-size rectangular shapes
- ✓ Slightly textured riven surface
- ✓ Slightly chamfered edge
- ✓ 110 square feet per pallet
- ✓ Can be combined with Stone Ridge XL
- ✓ May be used for pedestrian and vehicular traffic
- ✓ 2,950 lbs per pallet


CHOOSE YOUR COLOR



GRANITE CITY BLEND AND OCEANIC BLUE ARE IN-STOCK, ALL OTHER COLORS MUST BE SPECIAL ORDERED.
*PREMIUM COLORS AVAILABLE AT AN ADDITIONAL COST.

PATTERNS

Please use patterns as a reference to get you started. The diagrams shown may require more or less material if followed directly.



SPECS

	WIDTH	LENGTH	THICKNESS	PCS/SF	SF/PALLET	PCS/PALLET	LBS/PALLET
A	4½"	9"	2⅜"	3.8		130	
B	9"	9"	2⅜"	1.9	110	60	2,950
C	9"	13½"	2⅜"	1.3		50	

Sizes not sold separately



STONE RIDGE XL



- Multi-size rectangular shapes
- Slightly textured riven surface
- Slightly chamfered edge
- 110 square feet per pallet
- Can be combined with Stone Ridge
- May be used for walkway, pool area or patio
- Not recommended for vehicular traffic

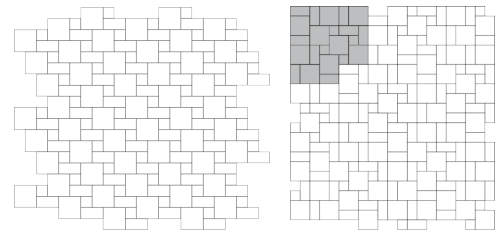
CHOOSE YOUR COLOR



GRANITE CITY BLEND, OCEANIC BLUE AND SOUTH BAY ARE IN-STOCK, ALL OTHER COLORS MUST BE SPECIAL ORDERED. *PREMIUM COLORS AVAILABLE AT AN ADDITIONAL COST.

PATTERNS


Please use patterns as a reference to get you started. The diagrams shown may require more or less material if followed directly.



SPECS

	WIDTH	LENGTH	THICKNESS	PCS/SF	SF/PALLET	PCS/PALLET	LBS/PALLET
A	9"	9"	2 3/8"	1.9		20	
B	9"	18"	2 3/8"	.93	110	50	2,950
C	18"	18"	2 3/8"	.46		20	

Sizes not sold separately



STONE RIDGE CONTEMPORARY



- ✓ Multi-size rectangular shapes
- ✓ Slightly chamfered edge
- ✓ 18" x 18" Sold separately
- ✓ Smooth finish
- ✓ 110 square feet per pallet
- ✓ 2,950 lbs per pallet


CHOOSE YOUR COLOR



GRANITE CITY BLEND IS IN-STOCK, ALL OTHER COLORS MUST BE SPECIAL ORDERED. *PREMIUM COLORS AVAILABLE AT AN ADDITIONAL COST.

PATTERNS


Please use patterns as a reference to get you started. The diagrams shown may require more or less material if followed directly.



SPECS

	WIDTH	LENGTH	THICKNESS	PCS/SF	SF/PALLET	PCS/PALLET	LBS/PALLET
A	4½"	9"	2⅝"	3.8		130	
B	9"	9"	2⅝"	1.9	110	60	2,950
C	9"	13½"	2⅝"	1.3		50	
D	18"	18"	2⅝"	2.25	131	60	3,537

Size D sold separately



ALPINE RIDGE



- ✓ Multi-size rectangular shapes
- ✓ Slightly chamfered edge
- ✓ Not recommended for vehicular traffic
- ✓ Natural cleft texture
- ✓ 127 square feet per pallet
- ✓ 3,500 lbs per pallet

CHOOSE YOUR COLOR



ADOBE BLEND




CAPPUCCINO BLEND*



CHESAPEAKE BLEND*



GOLDEN BROWN BLEND



GRANITE CITY BLEND




GRAPHITE PEARL BLEND*



HUDSON VALLEY BLEND



MARBLE BLEND*




OCEANIC BLUE*




OYSTER BLEND*



PENNSYLVANIA BLUE**



SOUTH BAY BLEND*



TRAVERTINA*



WESTCHESTER BLEND

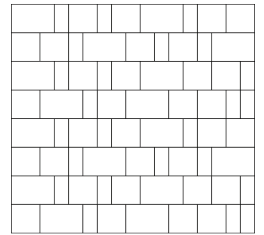

*Premium Color



GRANITE CITY BLEND IS IN-STOCK, ALL OTHER COLORS MUST BE SPECIAL ORDERED. *PREMIUM COLORS AVAILABLE AT AN ADDITIONAL COST.

PATTERNS

Please use patterns as a reference to get you started. The diagrams shown may require more or less material if followed directly.



SPECS


	WIDTH	LENGTH	THICKNESS	PCS/SF	SF/PALLET	PCS/PALLET	LBS/PALLET
A	7¾"	15⅝"	2⅝"	2.55		30	
B	15⅝"	15⅝"	2⅝"	1.7	127	30	3,500
C	15⅝"	23½"	2⅝"	.84		20	
D	23½"	23½"	2⅝"	4	80	20	2,260

Size D sold separately

A



B



C



D



SOLD SEPARATELY


NEW!

RIDGE BRICK



- ✓ Oversized brick shape
- ✓ Slightly chamfered edge
- ✓ Textured riven surface
- ✓ 110 square feet per pallet
- ✓ Use as field paver or as a border for every Ridge product


CHOOSE YOUR COLOR



GRANITE CITY BLEND AND RAVEN ARE IN-STOCK, ALL OTHER COLORS MUST BE SPECIAL ORDERED.
*PREMIUM COLORS AVAILABLE AT AN ADDITIONAL COST.

PATTERNS

Please use patterns as a reference to get you started. The diagrams shown may require more or less material if followed directly.









SPECS

	WIDTH	LENGTH	THICKNESS	PCS/SF	SF/PALLET	PCS/PALLET	LBS/PALLET
A	4½"	9"	2⅜"	3.63	110	400	2,950



RUSTICO 6X6 & 6X9



-  Chamfered edges
-  Slightly dimpled surface
-  Square and rectangular shapes
-  Perfect for inlays and borders
-  6 x 6: 120 square feet per pallet
-  6 x 9: 113 square feet per pallet


CHOOSE YOUR COLOR



GRANITE CITY BLEND IS IN-STOCK, ALL OTHER COLORS MUST BE SPECIAL ORDERED. *PREMIUM COLORS AVAILABLE AT AN ADDITIONAL COST.

PATTERNS

Please use patterns as a reference to get you started. The diagrams shown may require more or less material if followed directly.



SPECS

	WIDTH	LENGTH	THICKNESS	PCS/SF	SF/PALLET	PCS/PALLET	LBS/PALLET
A	6"	6"	2 3/8"	4	120	480	3,027
B	6"	9"	2 3/8"	3	113	300	2,982



Sizes sold separately


ALTA PRO WALL




- ✓ 8" x 18" wall face
- ✓ Rear lip connection system
- ✓ 40 square feet per pallet
- ✓ Tapered sides
- ✓ 1" setback per course
- ✓ Hard-split rock face texture

- ✓ Hollow core
- ✓ Single-sided wall system
- ✓ Grid charts available


CHOOSE YOUR COLOR




ADOBE BLEND



FIRE ISLAND BLEND




GOLDEN BROWN BLEND



GRANITE CITY BLEND



GRAPHITE PEARL BLEND*



HUDSON VALLEY BLEND

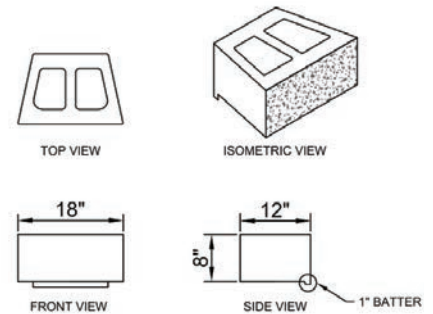


TRAVERTINA*




WESTCHESTER BLEND

GRANITE CITY BLEND IS IN-STOCK, ALL OTHER COLORS MUST BE SPECIAL ORDERED. *PREMIUM COLORS AVAILABLE AT AN ADDITIONAL COST.



ALTA PRO WALL UNITS
(8"x18" UNIT)




OUTSIDE RADIUS DETAIL
NICOLOCK ALTA PRO WALL

SPECS

	HEIGHT	WIDTH	DEPTH	PCS/SF	SF/PALLET	PCS/PALLET	LBS/PALLET
A	8"	18"	12"	1	40	40	2,404
B	8"	18"	9"	1	32	32	2,509

Sizes sold separately




6" COLONIAL WALL



- ✓ 6" h x variable length wall faces
- ✓ 35 square feet per pallet
- ✓ Solid block
- ✓ Tapered sides
- ✓ Hard-split rock face texture
- ✓ Can be combined with Mini Colonial Wall

CHOOSE YOUR COLOR



GRANITE CITY BLEND IS IN-STOCK, ALL OTHER COLORS MUST BE SPECIAL ORDERED. *PREMIUM COLORS AVAILABLE AT AN ADDITIONAL COST.




Use our 6" corners to create a pier to compliment your 6" Colonial Wall.

SPECS

	HEIGHT	WIDTH	DEPTH	SF/PALLET	PCS/PALLET	LBS/PALLET
A	6"	16"	9"	35	15	4,068
B	6"	12"	9"		25	
C	6"	9"	9"		25	
D	6"	16"	9"		10	

Sizes not sold separately



MULTI CAP



- ✓ 3" h x 16" L units
- ✓ Single-sided capstone
- ✓ Rectangular shape
- ✓ 85 Linear feet per pallet
- ✓ Hard-split rock face texture
- ✓ Attach with high-strength concrete adhesive

CHOOSE YOUR COLOR



GRANITE CITY BLEND IS IN-STOCK, ALL OTHER COLORS MUST BE SPECIAL ORDERED. *PREMIUM COLORS AVAILABLE AT AN ADDITIONAL COST.

SPECS

	HEIGHT	WIDTH	DEPTH	PCS/PALLET	LF/PALLET	LBS/PALLET
A	3"	16"	12"	64	85	2,744



COMPAC® III STRAIGHT SPLIT




CHOOSE YOUR COLOR



GRANITE CITY BLEND IS IN-STOCK, ALL OTHER COLORS MUST BE SPECIAL ORDERED. *PREMIUM COLORS AVAILABLE AT AN ADDITIONAL COST.

SPECS

	HEIGHT	WIDTH	DEPTH	PCS/SF	SF/PALLET	PCS/PALLET	LBS/PALLET
A	8"	18"	12"	1	40	40	2,417



½" x 5¼"
Fiberglass
Alignment Pins




SOLD SEPARATELY

SERAFINA FIRE PIT



CHOOSE YOUR COLOR



GRANITE CITY, GRAPHITE PEARL, SOUTH BAY AND WESTCHESTER BLENDS ARE IN-STOCK. ALL OTHER COLORS MUST BE SPECIAL ORDERED. *PREMIUM COLORS AVAILABLE AT AN ADDITIONAL COST.

- ✓ Circular shape and large burn space
- ✓ Multiple color options available
- ✓ Coordinating coping options and upgrades like a gas burner, smokeless insert or decorative lava rocks
- ✓ Wood or gas packages

Burner Options:




- Coping is included for Gas kits, and can be added to Wood and Smoke-less Wood
- Vent kit included with all ignition systems
- Control panel included
- Gas options include NG to LP Piece (does not include TFS)
- Lava Rock supplied is minimum quantity needed. Must add additional or glass for finish (gas options)
- Control panel and vent must be cut in on site

6 X 12 FULLNOSE



- ✓ Smooth and rounded edge that gives it a unique and finished look
- ✓ 104 linear feet per pallet


CHOOSE YOUR COLOR



GRANITE CITY BLEND IS IN-STOCK, ALL OTHER COLORS MUST BE SPECIAL ORDERED. *PREMIUM COLORS AVAILABLE AT AN ADDITIONAL COST.

SPECS

	HEIGHT	WIDTH	DEPTH	PCS/LF	LF/PALLET	PCS/PALLET	LBS/PALLET
A	2⅝"	6"	12"	2	104	208	2,566



*8x12 Fullnose available for special order in Charcoal & Granite City Blend

BROOKLYN™

BELGARD® PAVES THE WAY™



FEATURES & BENEFITS

- Warm, weathered appearance and texture
- Ideal for patios, walkways, accents and residential vehicular applications
- Uniform thickness and width
- Sizing compatible with all Belgard modular paver lines including Origins™ and Dimensions™
- Superior color technology provides rich color tones with lasting durability

COLORS



MIDNIGHT



ROSEWOOD

SHAPES & SIZES

PAVER | 60MM



3 x 9 x 2⅜

DIMENSIONS™

BELGARD® PAVES THE WAY™

☑ FEATURES & BENEFITS

- Smooth face with clean, crisp lines
- Maximized pallet layout for jobsite efficiencies
- Reduced cuts, installation time and waste
- Increased options for creative patterns
- Simplified quoting and design of projects
- Uniform dimensions compatible with other Dimensions paver sizes
- Sizing compatible with Origins™ stone-textured paver line

COLORS




📦 SHAPES & SIZES


DIMENSIONS 6



DIMENSIONS 12



DIMENSIONS 18



ORIGINS™



☑ FEATURES & BENEFITS

- Look and feel of natural stone
- Maximized pallet layout for jobsite efficiencies
- Reduced cuts, installation time and waste
- Increased options for creative patterns
- Simplified quoting and design of projects
- Uniform dimensions compatible with other Origins paver sizes
- Sizing compatible with Dimensions™ smooth-face paver line

COLORS



📦 SHAPES & SIZES




DIAMOND® 9D

BELGARD® PAVES THE WAY™

☑ FEATURES & BENEFITS

- All system components are standard-split in-line
- Rear lip locators easily establish a uniform wall batter
- A matching cap and corner completes the system
- Build gravity walls up to 3 feet high*, including the buried course.
- Taller walls can be built using geosynthetic reinforcement when designed by a qualified engineer.
- Minimum outside radius, measured on the top course to the front of the units: 3 feet
- Minimum inside radius, measured on the base course to the front of the units: 6 feet
- The rear lip establishes a 1⅝" setback for a 10.6 degree system batter



COLORS



DANVILLE BEIGE



GRANITE GRAY



SABLE BLEND




SILEX BLEND



SHAPES & SIZES

STRAIGHT FACE



6 x 17¼ x 9

CAP



3 x 17¼ / 10⅜ x 9


CORNER



6 x 18 x 9

3" UNIVERSAL CAP

BELGARD® PAVES THE WAY™



☑ FEATURES & BENEFITS

- ✓ Multi-piece cap for versatile landscape design options
- ✓ High-quality Belgard brand for durability and reliability
- ✓ Sable blend color adds a natural and elegant touch
- ✓ 24 sets/pallet

COLORS



SABLE BLEND

MODULAR PANEL SYSTEM

UNMATCHED AESTHETICS MEETS FUNCTIONALITY

☑ FEATURES & BENEFITS

- Large format high-strength concrete panels
- Clean lines for a contemporary aesthetic
- Mechanically fastened with stainless steel hardware
- Ideal for outdoor living projects of all sizes
- Suitable for rooftop applications
- Efficient installation with minimal waste
- Minimal disruption for property owner
- Easily added to existing projects

COLORS



SCANDINA GRAY



MIDNIGHT (ONLY AVAILABLE IN 6 X 36)

🧱 SHAPES & SIZES

18 X 36*



18 x 36 x 3

6 X 36*



6 x 36 x 3

INSTALLATION HARDWARE



ANCHOR SLIDE & NUT



JOINING PLATE



OUTER CORNER



INNER CORNER



STRETCHER



ROCKMOUNT™ VENEER

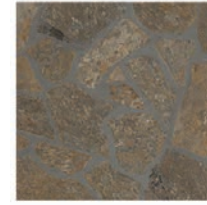
MSI

- ✓ Made from natural marble
- ✓ Mix of rich brown and gray tones
- ✓ Unique textures and shades that add depth and character
- ✓ Ideal for walls and backsplashes
- ✓ Create a warm, inviting atmosphere in both residential and commercial environments
- ✓ Versatile design options
- ✓ Environmentally responsible



BEDFORD FIELDSTONE

HARDSCAPE



Random
Bedford FieldStone



Random
Bedford Fieldstone Corners

BEDFORD SQUARES & RECTANGLES

HARDSCAPE



Random
Bedford Sq And Rec



Random
Bedford Sq Rec Corners

COLORADO SPRINGS SQUARES & RECTANGLES

HARDSCAPE



Random
Colorado Springs Sq Rec



Random
Colorado Springs Sq Rec Corners



- ✓ Made from natural quartz
- ✓ Mix of soft light gray and beige tones
- ✓ Unique textures and shades that add depth and character
- ✓ Ideal for exterior facades, including pillar walls, kitchen and barbecue surroundings, garden walls and more
- ✓ Create a warm, inviting ambiance in both residential and commercial environments
- ✓ Versatile design options
- ✓ Environmentally responsible

BELGIUM BLOCK



- ✓ Various sizes; jumbo, regulation and cube
- ✓ Stain resistant, not affected by weather
- ✓ Extremely strong and durable
- ✓ Easy repairs

CHOOSE YOUR COLOR

GREY BUFF PINK BLACK

GREY AND BLACK IN-STOCK, ALL OTHER COLORS MUST BE SPECIAL ORDERED.



WALL STONE



.254780	Wall Stone Old Moss Thin, 1" - 3" Palletized
.254783	Wall Stone Old Moss Regular, 3" - 6" Palletized
.270766	Wall Stone Sunrise Valley Blend, 2" - 4" Palletized




- ✓ Durable and Long-Lasting: Natural stone offers excellent strength and resistance to weathering
- ✓ Timeless Aesthetic: Adds classic beauty and character to both interior and exterior walls
- ✓ Low Maintenance: Requires minimal upkeep compared to other wall finishes
- ✓ Variety of Styles: Available in multiple textures, colors, and sizes to suit different design preferences
- ✓ Eco-Friendly: A sustainable building material with a low environmental impact
- ✓ Increases Property Value: Enhances curb appeal and overall architectural value

GRANITE



- ✓ Textured, non-slip surface: ideal for outdoor use
- ✓ Heat-Treated Finish: achieved by applying high heat to the stone, enhancing slip resistance
- ✓ Durable and Weather-Resistant: withstands freeze-thaw cycles and heavy wear
- ✓ Natural Look: retains granite's natural beauty with a slightly rougher texture
- ✓ Popular for Patios, Walkways, and Pool Decks: functional and aesthetically appealing

.254946	1" x 12" x 12" Granite Salt & Pepper Thermal Top
.255337	1.25" x 12" x 24" Horizon Salt & Pepper Granite Thermal Top
.255321	1" x 24" x 24" Horizon Ash Granite Thermal Top
.254937	1.25" x 12" x 24" Horizon Ash Granite Thermal Top
.264157	2" x 14" x 48" TF3S Granite Tread, Salt & Pepper
.255161	2" x 12" x 48" TF3S Granite Tread, Ash



FLAGGING BLUESTONE

- ✓ Natural, Rustic Appearance: Irregular shapes and earthy tones add organic charm
- ✓ Slip-Resistant Surface: Ideal for walkways, patios, and garden paths
- ✓ Highly Durable: Stands up well to weather, foot traffic, and time
- ✓ Versatile Installation: Works with both dry-lay and mortar-set applications
- ✓ Low Maintenance: Requires minimal care while maintaining its natural beauty



.254516	Flagging Bluestone 1.5" Full Color Irregular
.270759	Flagging Bluestone 1.5" Full Color Tumbled Large
.270760	Flagging Bluestone 1.5" Full Color Tumbled XL
.270761	Flagging Bluestone 1.5" Full Color Tumbled Side by Side

BLUESTONE NURSERY STEPS

- ✓ Softened Edges for Safety: Rounded edges from tumbling reduce sharpness – ideal for gardens and family spaces
- ✓ Natural, Weathered Look: Aged finish blends beautifully into landscape settings
- ✓ Non-Slip Surface: Textured finish enhances traction, even when wet
- ✓ Durable and Long-Lasting: Withstands outdoor elements and heavy use
- ✓ Easy to Integrate: Complements flagstone paths, stone walls, and natural garden designs



.270764	6" x 18" Tumbled Bluestone Nursery Steps 5'
.270763	6" x 18" Tumbled Bluestone Nursery Steps 4'
.263664	12" x 18" Natural Bluestone Stepping Stones

BLUESTONE



- ✓ Smooth, Uniform Thickness: Sawed bottom allows for easy installation on a solid base
- ✓ Thermal Top Finish: Provides a lightly textured, slip-resistant surface
- ✓ Clean, Modern Look: Straight edges and consistent surface make it ideal for contemporary designs
- ✓ Durable and Weather-Resistant: Built to withstand harsh outdoor conditions
- ✓ Versatile Applications: Perfect for patios, walkways, steps, and pool decks

.254975	1.5" x 12" x 12" Bluestone Sawed & Thermal Varigated
.254984	1" x 12" x 12" Bluestone Sawed & Thermal Varigated
.256828	1.5" x 12" x 12" Bluestone Sawed & Thermal Blue
.256258	1" x 12" x 24" Bluestone Sawed & Thermal Blue
.254997	1.5" x 12" x 4' Bluestone Tread
.254998	2" x 12" x 4' Bluestone Tread



TURF

VERSATILE, REALISTIC, SUSTAINABLE

Experience for yourself the most realistic artificial turf on the market! All of our products are designed and manufactured for peak performance and durability. With our variety of products, you will find artificial grass styles that will fit into any application including residential, commercial, DIY, pets, golf, city landscape, and all sports and athletics.



NATIVE TURF

Recommended Use: Moderate Traffic Landscape

This proprietary blend only offered by TurfTek Direct is specifically made for the Northeast to be a new benchmark in synthetic landscape turf.

- » Weight: 111 oz.
- » Pile Height: 2"
- » Field, Apple, Tan
- » Roll 15' Wide
- » Our Premiere Option



NATURAL TURF

Recommended Use: Moderate High Traffic Landscape

Multi-use natural lawn look with lasting beauty. Best-in-class natural and realistic lush appearance with excellent drainage.

- » Pet Friendly
- » Weight: 75 oz.
- » Pile Height: 1.7"
- » Field, Olive
- » Roll 15' Wide
- » Best-Selling Landscape Option



VERSA TURF

Recommended Use: Moderate to High Traffic Multi-Use Areas

Great versatile turf with a natural look at a competitive price point. Used in landscape, playground, commercial applications and more, there is nowhere our Versa Turf can't be used.

- » Pet Friendly
- » Pile Height: 1.5"
- » Field, Apple, Tan
- » Roll 15' Wide
- » Best All-Around Option



PET & PLAY TURF

Recommended Use: High Traffic Landscape, Pet & Play Areas

Designed specifically for pets and heavy traffic areas. Extremely durable blades with superior drainage.

- » Pet Friendly
- » Weight: 102 oz.
- » Pile Height: 1.125"
- » Field, Olive
- » Roll 15' Wide

BULK STONE, MULCH & AGGREGATE

We supply a full range of bulk stone, mulch, and aggregate for both residential and commercial projects. From contractors managing large-scale developments to homeowners improving outdoor spaces, we offer materials by the cubic yard for efficient pickup or delivery. Our bulk options provide reliable, cost-effective solutions to meet the demands of any job site or landscape design.



3/8" Native Tan



3/4" Native Tan



3/4" Upper Delaware



1.5" - 3" Upper Delaware Rounds



3/4" Barn Red



3/4" Naugatuck River Rounds



1" - 3" Naugatuck River Rounds



3/4" Process Stone



3/8" Crushed



3/4" Crushed



1-1/4" Crushed



Stone Dust



Mason Sand



Concrete Sand



Screenings



Mystic White Stone



Top Soil



Black or Brown Mulch

BAGGED MULCH



Connecticut Organics
Brown Mulch (2 cu ft)
.255413

Connecticut Organics
Black Mulch (2 cu ft)
.255415

Connecticut Organics
Natural Cedar Mulch
(2 cu ft) .255412

Connecticut Organics
Red Mulch (2 cu ft)
.255414

ACCESSORIES



Gator Aqua Rock
Permeable Stone
for Paver Joints
(50#/bag)
.248525



Alliance G2 Gator
SuperSand Grey
(50#/bag)
.267414



Alliance Bag Sand
Gator Maxx Grey
(50#/bag)
.255494



Alliance Gator
Sealer Wet Look
1 gal | .246055
5 gal | .246053




Alliance Gator
Sealer Satin Look
1 gal | .246057
5 gal | .246056



SRW SimplyTough™
Polymeric Sand
Granite
(50#/bag)
.270452



SRW WetLock™
Permeable Jointing
Sand (36#/pail)
.270453



SRW CDX Cleaner &
Degreaser X-Treme™
Specialty Clean
.270454




SRW RE Rust
Eliminator™
Specialty Clean
.270456



SRW OC Organic
Stain Cleaner™
.270457



SRW XY Xylene
Solvent™
Specialty Clean
.270459



SRW Wall Drain Pro®
.270461



SRW Staple Setter
.270462



SRW SB2 General
Landscape Fabric
3' x 50' | .270463
4' x 100' | .270464
6' x 100' | .270465



Alliance Gator
Dust Bond
(50#/bag)
.256907



Alliance Gator Rock
Bond Binder Kit
.259695

CT'S PREMIER FIREPLACE, HOT TUB, SAUNA, & OUTDOOR LIVING DESTINATION




OWN A **HOME** TO RELAX, RE-ENERGIZE, & UNWIND **WITH...**

Superior HEARTH, SPAS & LEISURE

FEATURING SPECIALTY FIREPLACES

*Hot Tubs • Saunas • Outdoor Fireplaces • Grills • Outdoor
Kitchens • Fire Pits • Fire Tables • Patio Heaters • Pergolas
Outdoor Furniture • Pizza Ovens & So Much More!*



ASK ABOUT THESE **OUTDOOR LIVING PRODUCTS** AND MORE NOW AVAILABLE AT OUR **SEYMOUR** LOCATION!

(860) 620-5555 | AVON • SOUTHLINGTON • SEYMOUR | WWW.SUPERIORATHOME.COM



Pavers & Retaining Walls



Landscape Equipment



Thinstone Veneers



CT's PREMIERE HARDSCAPE & LANDSCAPE DESTINATION

Mulch & Aggregates



Outdoor Living



Masonry Equipment



Mowers & Tractors



For more details:
(860) 621-3621



Visit our website:
www.SuperiorNetwork.com



Southington | Norwich | East Hartford
Danbury | Bridgeport | Seymour

RENT TOUGH. RIGHT. SUPERIOR.

CT'S LARGEST INDEPENDENT
RENTAL SOURCE PROUDLY
SERVING OUR INDUSTRY
FOR OVER 57 YEARS!



SOUTHINGTON • NORWICH
BRIDGEPORT • SEYMOUR
EAST HARTFORD • DANBURY

WWW.SUPERIORRENTAL.COM | (860) 628-4768

- Same Day Delivery Available
- Fully Stocked Inventory at All Locations
- Jobsite & Home Improvement Solutions with Expert Staff
- Vast Used Equipment Inventory
- Current Rental Rates on Our Website